

## **Adult Social Care (Value for Money – Benchmarking)**

**Demographic change and financial constraints may create significant pressures for adult social care services. The information below was taken from the recently launched LG Inform Value for Money platform. <http://vfm.lginform.local.gov.uk/about-vfm>**

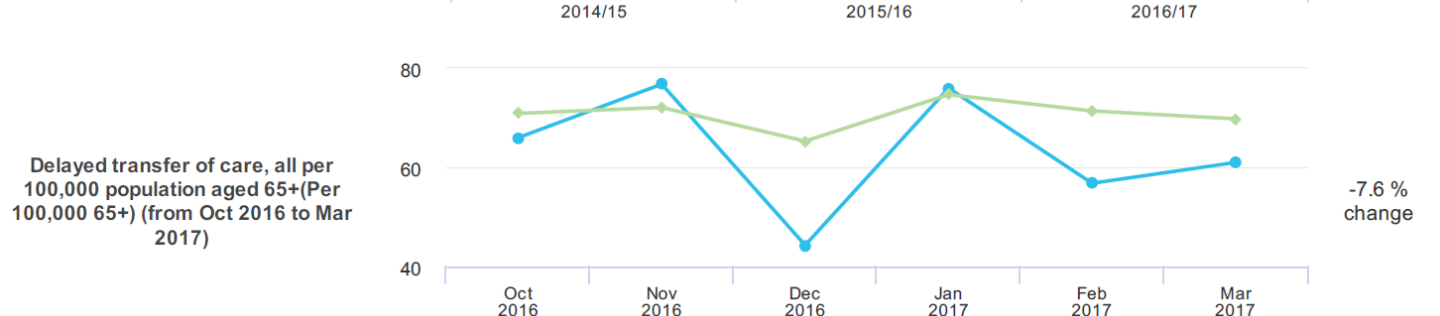
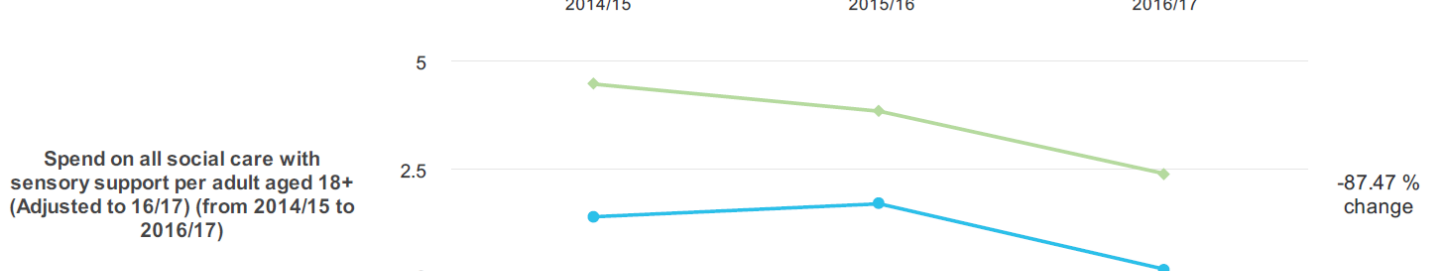
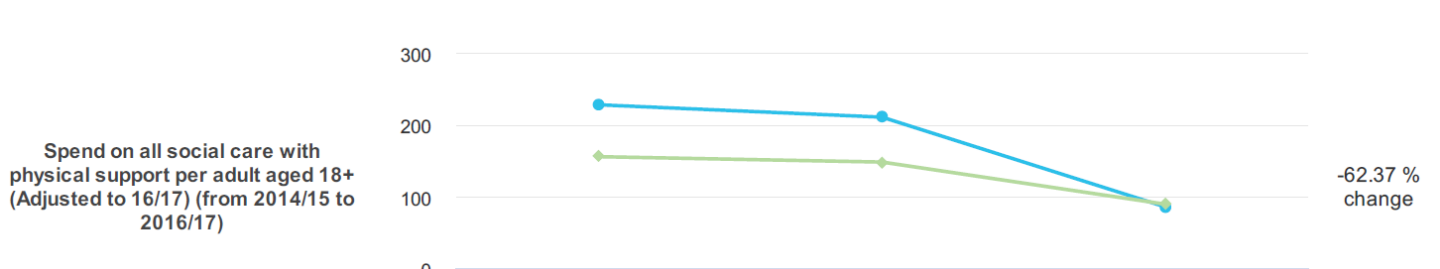
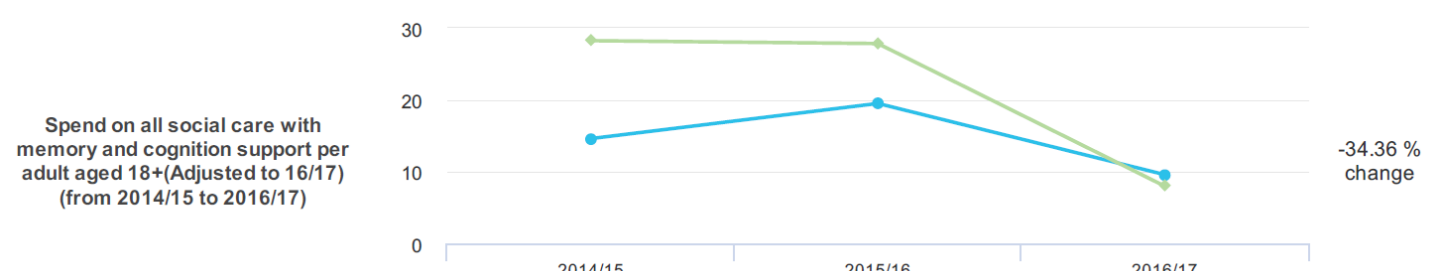
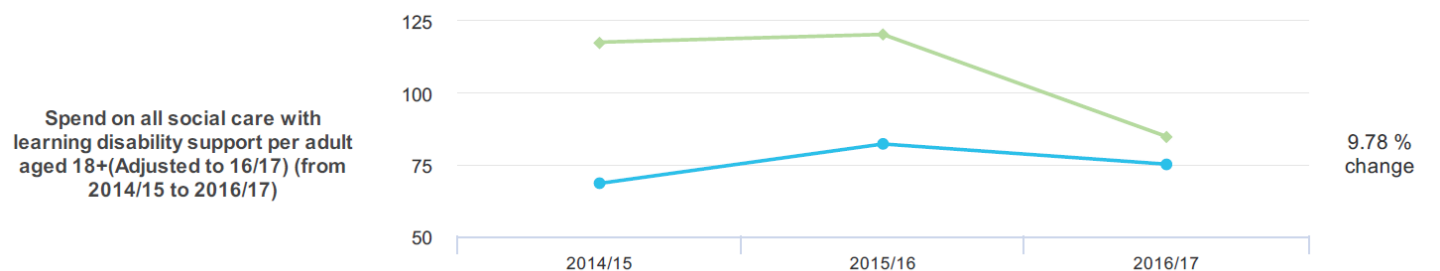
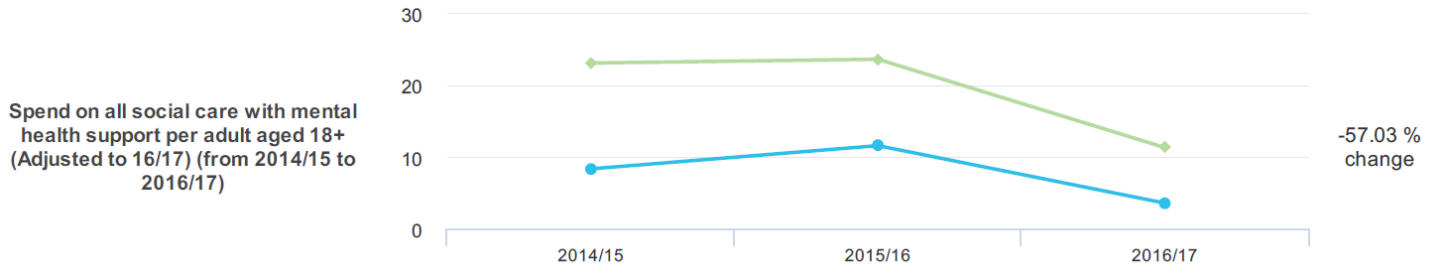
**The platform provides information about spending on, and performance for, one of the five client groups (mental health, learning disability, memory and cognition support, physical support and sensory support).**

**Please note that from 2014-15 onwards data for adult social care is collected in a new data return, Adult Social Care Finance Return (ASCFR). Comparable data is not available for earlier years.**

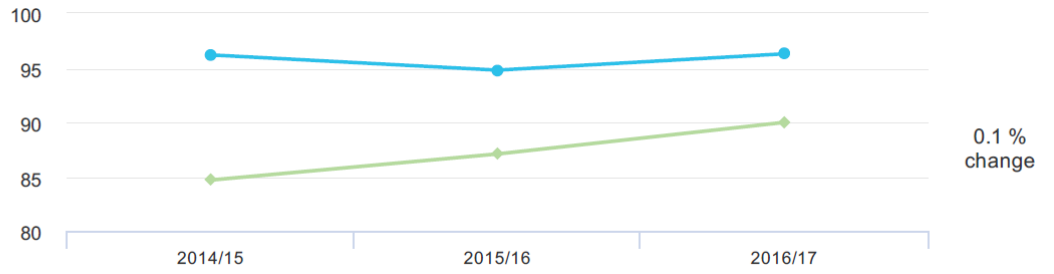
**About LG Inform Value for Money profiles:** The Local Government Inform (LG Inform) Value for Money (VfM) profiles is the sister tool of LG Inform, and brings together data about the costs, performance and activity of local councils and fire and rescue authorities. The profile can be used by anyone who has an interest in local public services including service users and residents. The data has been presented in a series of theme based reports that provides overview of a given organisation and the services it delivers. For example, in the adult social care section of the council profile there are further sections relating specifically to each of the five different client groups. In Children and Young People there are further sections including education services, schools, Sure Start and early years, looked after children, etc. The content of these detailed sections is designed to allow users to focus on discrete aspects of a service or area of financial management, bringing together measures that provide a focused, but balanced, view of spend and performance.

The VfM profiles use data published by government department and other organisations, much of which are official statistics, and the source of each indicator is included in the detailed metric report.

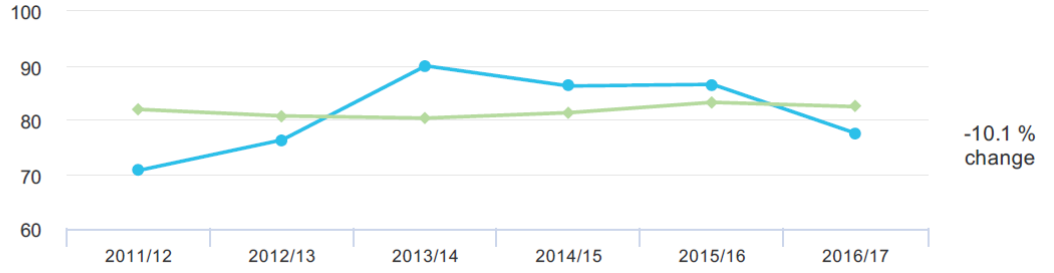
# Adult Social Care (Value for Money – Benchmarking)



Adults using social care who receive self-directed support(%)  
(from 2014/15 to 2016/17)



Proportion of over 65s who were still at home 91 days after discharge from hospital into reablement/rehabilitation services (effectiveness of the service).(%)  
(from 2011/12 to 2016/17)



● Dorset

■ Mean for All English county local authorities